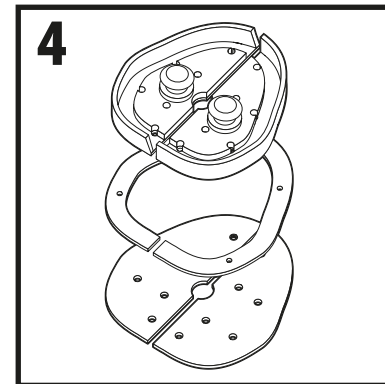



Art. 65411

# VIGILANT




Art. 65412

# VIGILANT SET



## 3 MODALITÀ DI FISSAGGIO - 3 FIXING KIT



I ISTRUZIONI DI ASSEMBLAGGIO

EN ASSEMBLY INSTRUCTIONS

F INSTRUCTIONS DE MONTAGE

E INSTRUCCIONES DE MONTAJE

D MONTAGEANWEISUNGEN



**LAMPA**

LAMPA S.p.A.  
Via G. Rossa, 53/55  
46019 Viadana (MN) ITALY  
Tel. +39 0375 820700  
UNI EN ISO 9001:2015  
Certified Company  
[www.lampa.it](http://www.lampa.it)

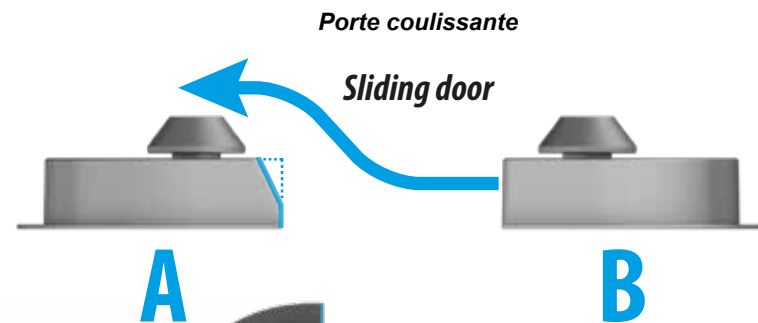
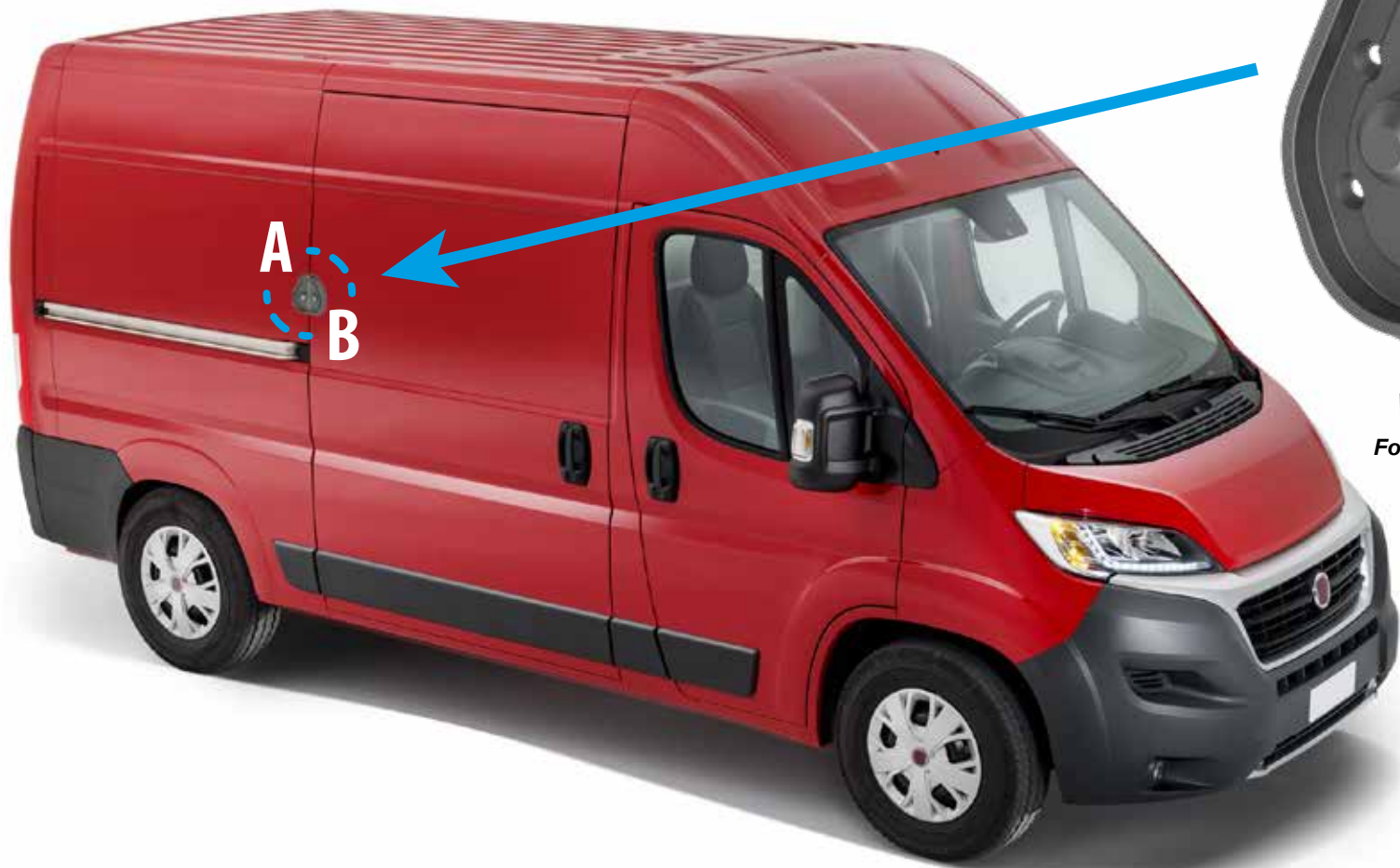


In caso di montaggio su porta scorrevole, l'elemento con lo smusso (parte evidenziata in azzurro) deve essere posizionato nella parte fissa del furgone.



In case of sliding door mounting, the bevel element (the element highlighted in blue) must be screwed on to the fixed part of the van.

Dans le cas d'un montage sur porte coulissante, la partie biseautée (en bleu sur les dessins ci-contre) doit être positionnée sur la partie fixe du véhicule.



Van  
Fourgon



Sliding door  
Porte coulissante