




- E** Instrucciones de montaje
- C** Instruccions de muntatge
- GB** Assembly instructions
- F** Instruction de montage
- D** Montageanleitung
- PT** Instruções de montagem
- I** Istruzioni di montaggio
- PL** Instrukcja montażu
- CZ** Montážní návod
- HU** Szerelési Utasítás
- RO** Instrucțiuni de montaj
- HR** Detaljne upute
- TU** Öncelikle montaj

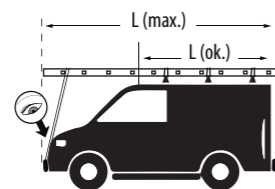
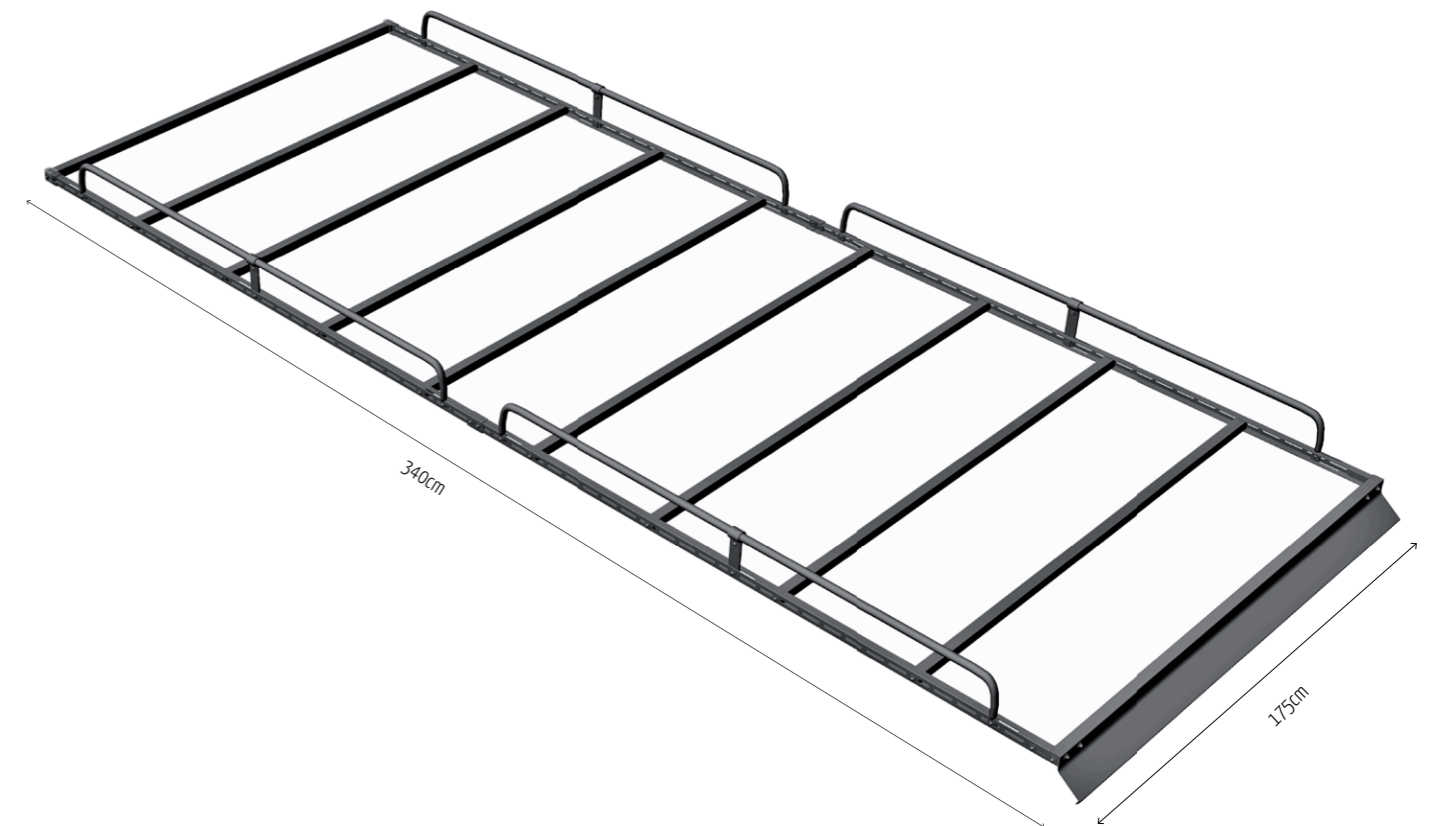













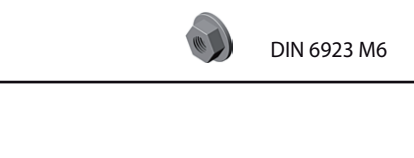



POOL-LINE ACCESORIOS, S.L.
 C. Esqueis, 19. P. I. Can Barri
 08415- Bigues i Riells. Barcelona (España)
 www.pool-line.net

200 KG. MAX.
Nº HOMOLOGACIÓN: E9 26R-03.1042
RECICLABLE

123817

Rv: 2/2020



N		Q
1	 S-1750	1
2	 L-1730	4
3	 B-1442	4
4	 T-1735	10
7		20
8		2
9		2
11		1
12	 CHA-M8	16
13	 ISO 7380 M8x40	20
14	 ISO 7380 M8x16	24
15	 DIN 125 Ø 8	44
16		8
17	 DIN 603 M6x12	4
18	 DIN 6923 M6	4

